



# COVID-19

## Current community testing



### How

Permitted workers can use the existing testing services available. This includes going to a Community Testing Centres which requires no appointment, or booking in with their local GP.

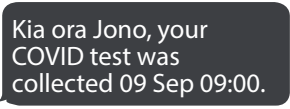
### Evidence

Most providers are able to issue confirmation texts directly to the worker, if the provider uses the Eclair database. There is a paper confirmation available in case text is not an option. Below are some screenshots of what the texts and the paper confirmation will look like. Please make sure the workers have one within the last 7 days before crossing the alert level boundary.

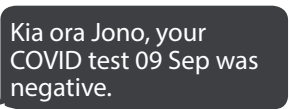
### More information

Nasal swab tests are available at sites across the country. You can find the full list of [testing centres here](#).


Text confirming test



Text confirming result



## On-site testing



### How

Employers can look at introducing mass testing on-site to make it as easy as possible for their workers. Employers can use any IANZ accredited supplier (directory link below) and where possible we recommend they use the Eclair database to record the test record.

### Evidence

The same proof of test will be used as the current community testing. Ideally the providers used will be integrated with the Eclair database so an automatic confirmation text can be sent as evidence of test. If not, the providers will need to issue a paper confirmation to the workers so they have evidence when travelling across the alert level boundary.

### More information

For a list of sites which have access to Eclair, please [click here](#) to find which site is most convenient for you. To find an IANZ accredited lab, [please click here](#).

Paper confirmation



## Saliva testing



### How

Saliva testing will be introduced to give those permitted workers different options to comply. It is self-administered and available 24/7. Workers can collect tubes beforehand and drop their sample at multiple collection points. Saliva testing is a series 2 tests, at least 2 days apart within 7 days.

### Evidence

For those using saliva testing (initially), they need to download and install the APHG saliva testing app. Please follow the below link to find the app. The app will also record your tests and results which can be used as evidence when crossing the alert level boundary.

### More information

For more information on saliva testing and to register, please [visit here](#).

Screen shots from app



## To do list

1. Select test option
2. Notify all affected workers of obligations
3. Get a test organised for all workers between now and next boundary crossing
4. Ensure all workers have proof of ID, evidence of permitted travel and proof of test
5. All workers aware of compliance checks beginning 16th September 2021

